



ZERO BRINE

Work Package 1 Project Management

EURECAT

19 September 2019 - Dunja Swierstra (d.a.m.swierstra@tudelft.nl)



The ZERO BRINE project (www.zerobrine.eu) has received funding from the European Union's Horizon 2020 research and innovation programme under grant agreement No 730390.

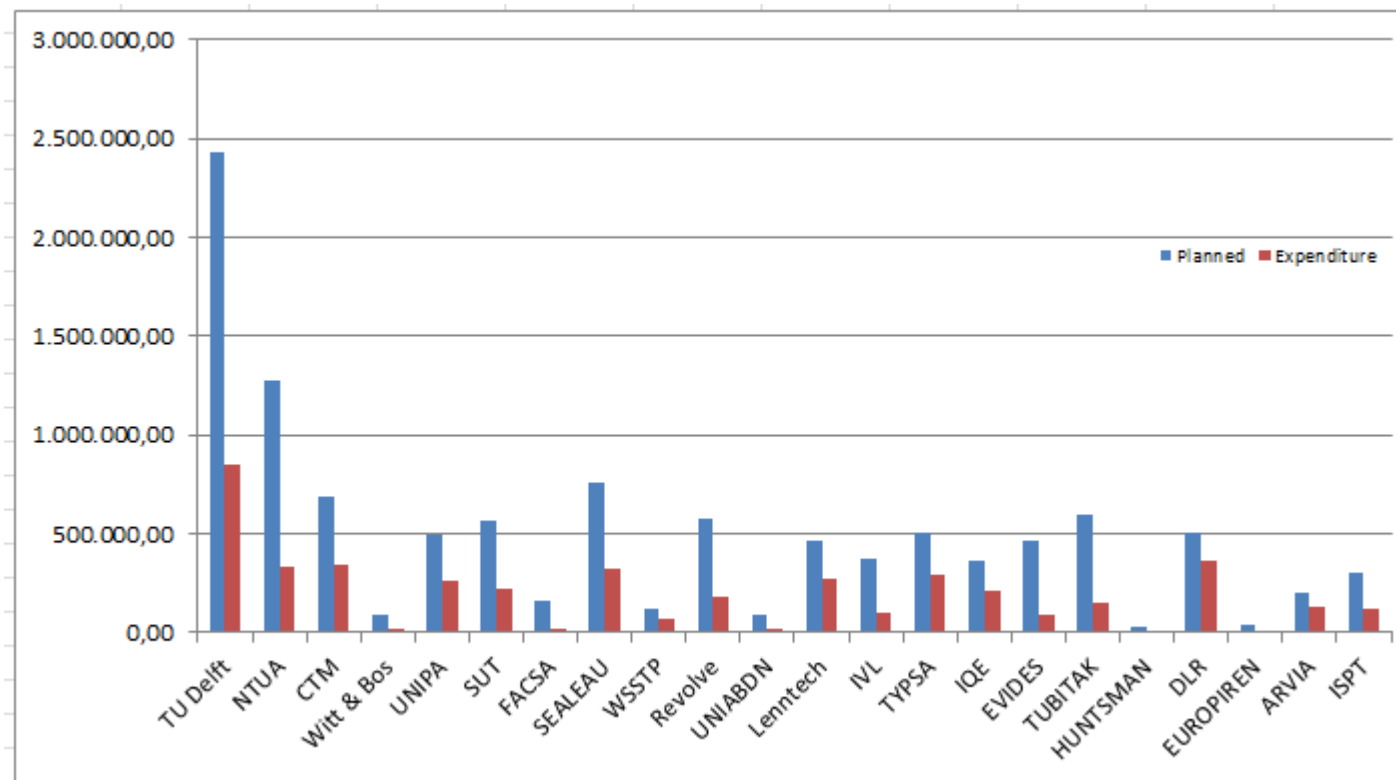
Reporting Calendar

- ~~Report 1~~ covering M01-M12 -> internal reporting
- ~~Report 2~~ covering M01-M18 -> to submit to EC in M20 (Jan 2019)
- ~~Report 3~~ covering M25-M30 -> internal reporting
- **Report 4** covering M19-M36 -> to submit to EC in M38 (July 2020) EC Payment
- **Report 5** covering M37-M42 -> internal reporting
- **Report 6** covering M37-M48 -> to submit to EC in M50 (July 2021) EC Payment

-> **Report on Content & Finance**

Report 3: Internal Reporting

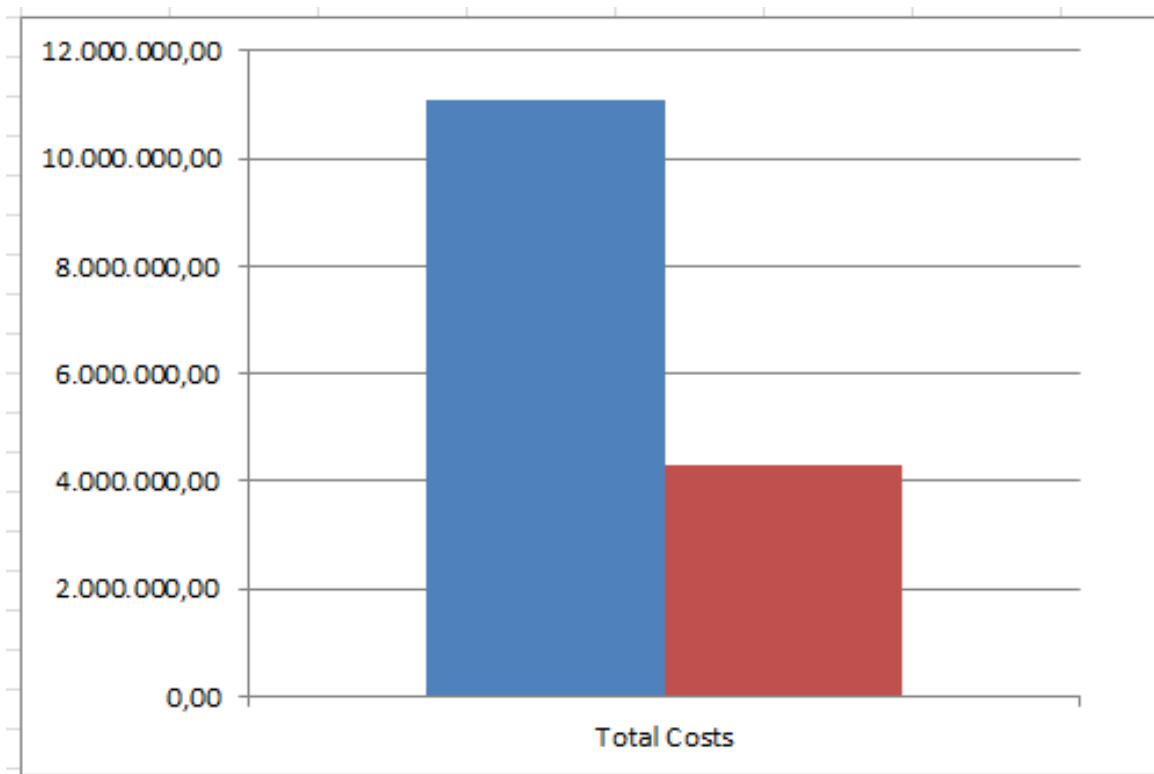
Monitoring Purpose M1 – M24 – Total Costs per Partner



Totals p.p.	Planned	Expenditure	%
TU Delft	2.432.964,14	852.755,90	35%
NTUA	1.271.875,00	330.704,76	26%
CTM	689.750,00	344.702,83	50%
Witt & Bos	91.062,50	19.705,13	22%
UNIPA	493.750,00	260.851,98	53%
SUT	563.250,00	217.620,65	39%
FACSA	158.875,00	20.179,94	13%
SEALEAU	753.750,00	326.322,40	43%
WSSTP	118.906,25	65.131,40	55%
Revolve	573.750,00	177.142,79	31%
UNIABDN	85.705,41	20.067,29	23%
Lenntech	468.715,50	267.163,69	57%
IVL	376.715,00	96.828,33	26%
TYPSA	501.585,91	290.934,96	58%
IQE	365.625,00	210.831,56	58%
EVIDES	461.519,95	87.835,50	19%
TUBITAK	599.900,00	145.735,95	24%
HUNTSMAN	25.000,00	0,00	0%
DLR	509.737,19	358.384,34	70%
EUROPIREN	34.875,00	2.627,81	8%
ARVIA	197.787,23	129.286,63	65%
ISPT	306.875,00	119.521,08	39%

Report 3: Internal Reporting

Monitoring Purpose M1 – M24 – Total Costs



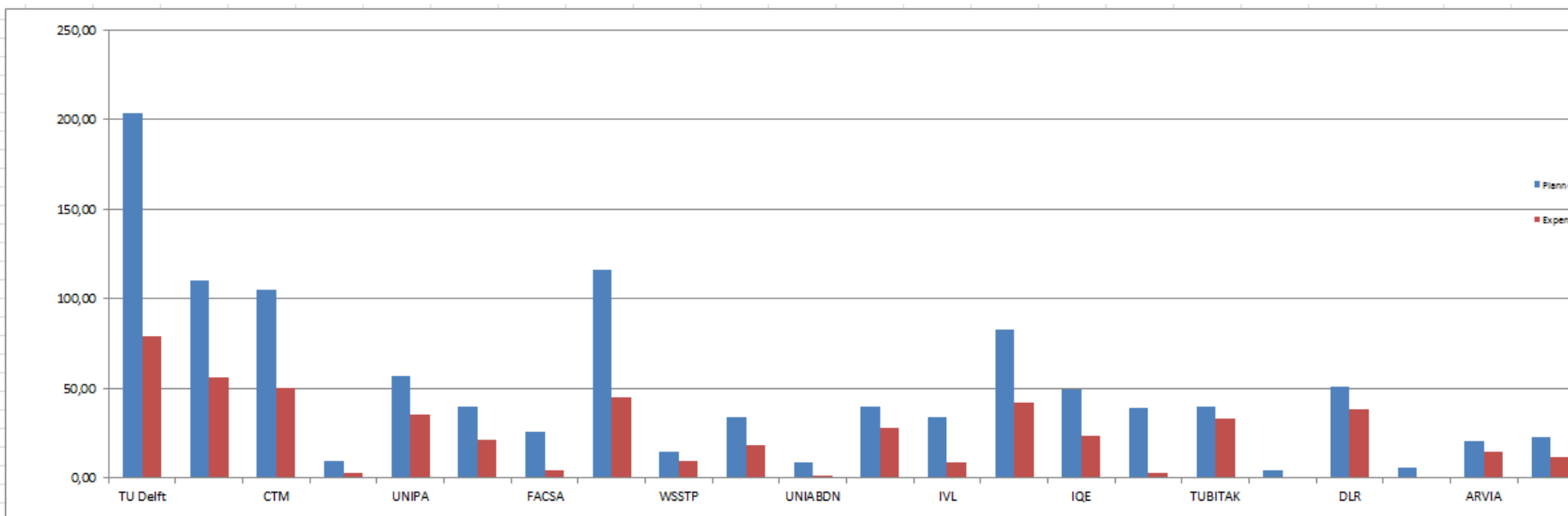
Total Budget: 11.081.974 EUR

Total spent: 04.289.191 EUR

-> 39%

Report 3: Internal Reporting

Monitoring Purpose M1 – M24 – Total PM per Partner

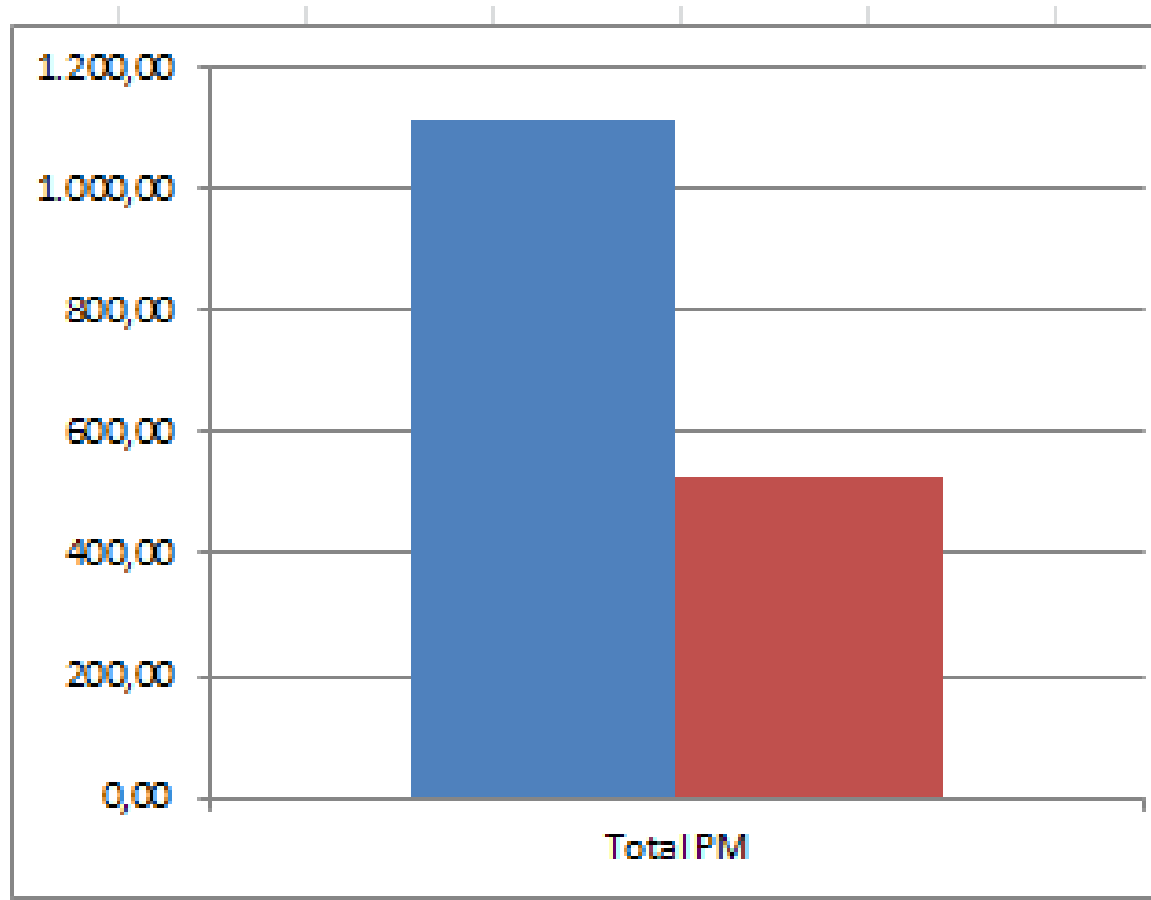


Totals p.p.	Planned	Expenditure	%
TU Delft	203,50	79,06	39%
NTUA	110,00	55,84	51%
CTM	105,00	50,19	48%
Witt & Bos	9,50	2,90	31%
UNIPA	57,00	35,75	63%
SUT	40,00	21,25	53%
FACSA	26,00	4,08	16%
SEALEAU	116,00	45,12	39%
WSSTP	14,50	9,52	66%
Revolve	34,00	18,38	54%
UNIABDN	9,00	1,09	12%
Lenntech	40,00	28,20	71%
IVL	34,00	8,46	25%
TYPSA	83,00	42,43	51%
IQE	49,50	23,37	47%
TUBITAK	40,00	33,03	83%
HUNTSMAN	4,00	0,00	0%
DLR	51,00	38,24	75%
EUROPIREN	6,00	0,40	7%
ARVIA	21,00	14,93	71%
ISPT	23,00	11,73	51%



Report 3: Internal Reporting

Monitoring Purpose M1 – M24 – Total PM



Total PM Budget: 1115 PM
Total PM spent: 526 PM

-> 47%



 www.zerobrine.eu
#ZeroBrine

 @zero_brine_

Industrial Desalination ◆ Resource Recovery ◆ Circular Economy